

A close-up, low-angle shot of a teal Kobelco SK2 excavator against a clear blue sky. The excavator's boom is extended upwards and to the left. The operator's cab is in the foreground, showing the glass and side mirror. The side of the machine features a large grille and the model number 'SK2'.

KOBELCO

CONSTRUCTION MACHINERY LINE-UP

We Save You Fuel
Achieving a Low-Carbon Society

Superb, Uniform Quality



Japan's first electric shovel in 1930

In 1930, Kobe Steel manufactured Japan's first domestically produced electric shovel, followed by Japan's first hydraulic excavator in 1963. Since then, the KOBELCO brand has been associated with ground-breaking construction machinery ranging from civil engineering equipment to machines used in recycling operations.

In developing new products, we always start with actual worksites. What do owners and operators really need in today's market? What are the onsite conditions, and how can we make operations easier, faster, and more efficient? By asking the right questions from the start, we've created an impressive lineup of machines that have won international praise for their excellent performance, fuel efficiency, and whisper-quiet operation.



Around the Globe

In 2014, we opened two new facilities in Hiroshima: our Global Engineering Center (GEC), which is optimized for the development and production of new machines; and a new, state-of-the-art plant that helps us achieve maximum production efficiency.

With the completion of these facilities, we now have an ideal system tailored to customer needs. Those needs are analyzed at worksites throughout the world, forming the basis for developmental work at GEC and the new plant, including the invention of efficient production technologies. We then transfer the results to our various production centers throughout the world, making it possible for us to quickly and reliably deliver machines featuring unprecedented fuel efficiency, productivity, durability, and advanced technology to customers around the globe.



Global Engineering Center (GEC)



Itsukaichi Factory in Hiroshima

GEC

GENERATION 10

Power Meets Efficiency

To urban centers, and to mines around the world. Kobelco's all-out innovation brings you durable earth-friendly construction machinery that's equal to any task, at sites all over the planet. Increased power and even greater fuel economy bring higher efficiency to any project. KOBELCO SK Series machines are also more durable than ever, able to withstand the rigors of the toughest job sites. It all adds up to new levels of value that are a step ahead of the times. While focusing on the global environment of the future, Kobelco offers next-generation productivity to meet the need for lower life cycle costs and exceed the expectations of customers the world over.



Low Fuel Consumption and High Performance

The SK210LC offers "top-of-class" work volume with powerful digging and low fuel consumption. The H mode increases the amount of dirt shifted by about 7%.



Work volume per hour (Compared with H mode on previous model)

About **7%** increase

Less Fuel Consumed in All Work Modes

Fuel consumption is reduced in all three work modes, saving about 10% compared with S mode on the SK210LC-9.

Compared with previous models



ECO mode

About **6%** improvement



S mode

About **10%** improvement



H Mode

About **2%** improvement

Always and Forever.

Yesterday, Today, and Tomorrow.
Obsessed with Fuel Efficiency.

Over the past 10 years, Kobelco has achieved an average of about 38% reduction in fuel consumption. And we vow to continue to lead in fuel efficiency.

Compared to the SK210LC-6 (2006)



ECO mode

About **38%** improvement

Built to Operate in Tough Working Environments



The attachment has been reinforced to handle a higher work volume, with greater power and excellent durability that can withstand demanding work conditions.

1 Extra Thick Plate Construction

Instead of reinforcement outside, one thick plate is used.



2 Flanged Foot Boss

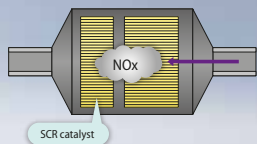
The single-piece, cast steel foot boss has a flange that distributes maximum stress to improve durability.



Meets Stage V Emission Standards

Selective Catalytic Reduction (SCR) System with Diesel Exhaust Fluid (DEF/Urea)

The engine exhaust system has a selective catalytic reduction (SCR) system that converts NOx emissions into harmless nitrogen and water. Combining this with a post-exhaust gas treatment system that captures and disposes of particulate matter (PM), the SK series have a much cleaner exhaust that meets Stage V emission standards.



*Engines with outputs from 56 kW up to 130kW comply with Stage IV emission standards.

Reduction in NOx emissions of
 About **88%** compared with previous model.

GENERATION 10



SK180_{LC}



SK210_{LC}

Model	SK180LC SK180N	SK210LC SK210NLC/SK210SNLC	SK240SN
Bucket Capacity	m ³ 0.63	0.8	0.8
Engine Power (ISO 14396)	kW/min ⁻¹ 100/2,000	124/2,000	124/2,000
Operating Weight	kg 19,600/18,800	21,700 / 21,600 / 22,100	23,300
Bucket Digging Force	kN 114/126*	143/157*	143/157*
Arm Crowding Force	kN 82.3/90.6*	102/112*	102/112*
Overall Length	mm 8,700	9,600 / 9,600 / 9,500	9,500
Overall Width	mm 2,800/2,490	2,990 / 2,800 / 2,540	2,540
Overall Height	mm 3,080	3,060	3,060

*Power Boost engaged



SK260LC



SK300LC



SK350LC

Model	SK260LC SK260NLC	SK300LC SK300NLC	SK350LC SK350NLC
Bucket Capacity	m ³ 1.0	1.2	1.4
Engine Power (ISO 14396)	kW/min ⁻¹ 138/2,100* ¹	200/2,100* ¹	213/2,100* ¹
Operating Weight	kg 26,200/26,100	30,000/29,800	36,400/36,300
Bucket Digging Force	kN 170/187*	188/208*	222/244*
Arm Crowding Force	kN 122/134*	126/139*	165/180*
Overall Length	mm 10,210	10,710	11,300
Overall Width	mm 3,190/2,990	3,190/2,990	3,190/2,990
Overall Height	mm 3,220	3,270	3,420

*Power Boost engaged ¹Complies with Stage V

GENERATION 10



SK500_{LC}



SK850_{LC}

Model	SK500LC		SK850LC	
	Rigid	MVLC	Standard Boom	Mass Excavation
Bucket Capacity	m ³ 1.9	3.4 (ME)	3.5	5.4 (ME)
Engine Power (ISO 14396) kW/min ⁻¹	271/1,850		380/1,800 ^{*2}	
Operating Weight	kg 49,900	51,300	81,700 - 83,500	81,800 - 83,600
Bucket Digging Force	kN 267/292*	282/308*	403	432
Arm Crowding Force	kN 203/222*	249/272*	311	351
Overall Length	mm 12,140	11,910	14,530	13,590
Overall Width	mm 3,350	3,490 (2,990 ^{*1})	4,440/3,400	
Overall Height	mm 3,570	4,240	3,770	

*Power Boost engaged *¹ For transportation *² Complies with Stage V

KOMEXS

KOMEXS is a web-based programme that enables you to monitor your Kobelco machine remotely.



Direct Access to Operational Status

Location Data

Accurate location data can be obtained even from sites where communications are difficult.

Operating Hours

A comparison of operating times of machines at multiple locations shows which locations are busier and more profitability.

Operating hours on site can be accurately recorded, for running time calculations needed for rental machines, etc.

Fuel Consumption Data

Data on fuel consumption and idling times can be used to indicate improvements in fuel consumption.

Graph of Work Content

The graph shows how working hours are divided among different operating categories, including digging, idling, traveling, and optional operations (N&B).

Graph of Machine Duty Cycles

Security System

Engine Start Alarm

The system can be set an alarm if the machine is operated outside designated hours.

Area Alarm

It can also be set so that an alarm if the machine is moved out of its designated area to another location.

Maintenance Data and Warning Alerts

Machine Maintenance Data

Provides maintenance status of separate machines operating at multiple sites.

Maintenance data is also relayed to KOBELCO service personnel, for more efficient planning of periodic servicing.

SR SERIES

Performance Design

New SR Series excavators have realised a completely new value by harmonising PERFORMANCE – greater efficiency and productivity with an increased power and speed and DESIGN – operator-based operability and comfort, refusing to accept any compromises.

In pursuit of unique and matchless machines which are unforgettable once you use them, KOBELCO will continue to rise to meet every challenge.



Competent Performance

Our high-power engine complies with new STAGE V emission standards for SK75SR and SK85MSR.

Compared to previous models, the engine output is significantly increased, which thereby shortens the digging cycle time remarkably. It attains high performances without reducing the speed even when heavy a load is applied or when travelling on a slope.



Model : YANMAR 4TNV98CT

Engine output

Increased by **27.9%**

»» Digging cycle time

Shortened by **15%**

Loaded boom lifting speed

Increased by **38%**

Arm digging speed

Increased by **37%**

»» Hill-climbing speed

Increased by **26.9%**

* Figures show the values of SK75SR. These values are compared with the SK75SR-3E model.

Elegant Design



Comfort

Our pursuit of functional beauty and aesthetic sense produced a new interior design.

Jog dial

This jog dial integrates multiple functions to realise simple operations. Even with gloved hands, the operator can set various machine conditions without stress.



LED backlights

The easy-to-operate menu screen facilitates reading of important information. Images from the built-in cameras can be checked on the large screen, which helps secure safety.



10-inch colour monitor (the largest in the industry)

The easy-to-operate menu screen facilitates reading of important information. Images from the built-in cameras can be checked on the large screen, which helps secure safety.

Greater Multi-function Capabilities

Attachment mode

The flow-rate modes of the bucket, breaker, nibbler, and rotating grapple are set before delivery, which allows you to start operating immediately. Mode settings for other attachments, such as the tilt rotator, can easily be added or changed.



SR SERIES

Power Meets Efficiency

Fitted with KOBELCO's unique iNDr system, SR series excavators have become the popular choice for urban civil engineering works, thanks to their efficient performance in tight spaces, low noise, and easy maintenance.

With the SR concept, iNDr and fuel economy measures, KOBELCO has utilized many different technologies in SR series machines.

And now, the new type of stage IV-compliant engine completes its environmental credentials, with high output to give a further powerful boost to working efficiency.



iNDr

The iNDr system absorbs sound energy by sealing the engine compartment and channeling air to cool the engine through a complex duct. Now equipped with a selective catalytic reduction (SCR) unit for cleaner emissions, the new model features two offset ducts with ample capacity to absorb engine noise, for a much quieter machine.

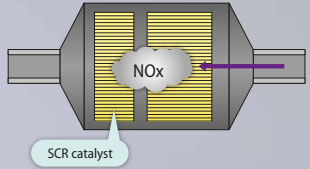


Stage IV-Compliant Engine

The stage-IV compliant engine is fitted with a diesel oxidation catalyst (DOC) and a selective catalytic reduction (SCR) device to control emissions without using a diesel particulate filter (DPF). It has a large-capacity urea tank, extending intervals between fill-ups.



Urea tank



Right Side Camera Fitted as Standard

Further to the existing rear-view camera, a camera for the right side is fitted as standard for easy safety checks all round the machine.



Right Side Camera



Monitor Rear Right

Compact Rear Layout

Fitting a urea tank and SCR has not compromised the popular streamlined shape at the rear. A camera aids low-level rear visibility, and the higher field of view remains uninterrupted.



SR SERIES

NEW



SK75SR

NEW



SK85MSR



SK140SR_L



SK140SR_{LG}



ED160 *BLADE RUNNER*



SK230SR LC



SK270SR LC

Model	SK75SR	SK85MSR	SK140SRLC	SK140SRL	ED160 Blade Runner	SK230SRLC	SK270SRLC SK270SRNLC
Bucket Capacity	m ³ 0.11 - 0.35	0.11 - 0.35	0.24 - 0.70	0.45	0.5	0.8	0.8
Engine Power (ISO 14396)	kW/min ⁻¹ 53,7/2,100* ¹	53,7/2,100* ¹	78.5/2,000	78.5/2,000	78.5/2,000	124/2,000	124/2,000
Operating Weight	kg 7,980	8,600	14,300	16,100	16,300	23,800	25,400/25,100
Bucket Digging Force	kN 60.2	60.3	90.1	90.1	90.1	120/132*	143/157*
Arm Crowding Force	kN 35.2	33.7	64.4	64.4	64.4	88/96.8*	102/112*
Overall Length	mm 6,360	6,750	7,500	7,450	8,530	8,830	8,970
Overall Width	mm 2,300	2,300	2,490	2,740	3,260	2,990	3,190/2,990
Overall Height	mm 2,570	2,570	2,870	3,050	3,030	3,160	3,180

*Power Boost engaged *¹ Complies with Stage V

SPECIAL ATTACHMENT

Long Reach Attachment

Long reach attachment is ideally suited to dredging, leveling, and other long reach operations.



Model		SK210LC	SK210HLC	SK260LC
Bucket Capacity	m ³	0.45	0.45	0.4
Engine Power (ISO 14396)	kW/min ⁻¹	124/2,000	124/2,000	138/2,100
Max. Digging Reach	mm	15,820	15,820	18,530
Operating Weight	kg	23,100	23,300	27,800
Overall Length	mm	12,690	12,690	14,520
Overall Width	mm	2,990	2,990	3,190

Two-Piece Boom

The two-piece boom provides a wide working range on a mid-size machine that can work in compact spaces.



Model		NEW SK85MSR	SK140SRLC	SK180LC/SK180N	SK210LC/SK210HLC/SK210NLC SK210SNLC/SK210HNLC/SK240SN	
Max. Digging Reach	mm	8,010	8,800	8,840	10,070	
Max. Digging Height	mm	8,160	9,540	10,050	11,230	
Max. Digging Depth	mm	4,570	5,710	5,600	6,420	
Model		SK230SRLC	SK270SRLC/ SK270SRNLC	SK260LC/ SK260NLC	SK300LC/ SK300NLC	SK350LC/ SK350NLC
Max. Digging Reach	mm	9,985	10,360	10,670	10,950	11,350
Max. Digging Height	mm	11,330	11,950	11,670	11,690	12,650
Max. Digging Depth	mm	6,625	6,990	6,810	6,900	7,200

Offset Boom

In its offset boom configuration, the SK75SR/140SRLC couples its tiny rear swing radius with an offset boom function that allows it to operate with even greater efficiency in extremely limited work areas.



Model		NEW SK75SR			SK140SRLC		
Operating Weight	kg	8,000			15,900		
Offset Volume (L/R)	mm	1,030/1,340			1,170/1,180		
Offset		Max. Left	Center	Max. Right	Max. Left	Center	Max. Right
Max. Digging Reach	mm	6,390	6,750	6,050	7,410	7,830	7,400
Max. Digging Height	mm	7,400	7,720	7,110	7,970	8,310	7,960
Max. Digging Depth	mm	4,240	4,600	3,900	4,820	5,220	4,800

SPECIAL MACHINE

Car-Dismantling Machines

The specialized machine for dismantling end-of-life cars can efficiently take apart complex engine blocks, remove hard components and harnesses, and cut up, pick out and sort parts.



Base Machine	SK210D	
Nibbler Type	KV800PR	
Crusher Force (tooth - jaw tip)	kN	372
Cutting Force (center)	kN	882
Crusher Mouth Width	mm	800
Working Height of Clamp Arm	mm	1,770
Operating Weight	kg	27,400

Multi-Dismantling Machines

Fitted with a grapple with a wide jaw to secure hold of differently-shaped items. This one machine can be used to break up and separate auto engines, household appliances, industrial machinery and similar equipment.



Base Machine	SK140SRD	SK210D
Nibbler Type	KHE750PR-2	KVE720PR
Crusher Force (tooth - jaw tip)	kN	196
Cutting Force (center)	kN	539
Crusher Mouth Width	mm	720
Working Height of Clamp Arm	mm	2,000
Operating Weight	kg	30,300

SPECIAL MACHINE

Building Demolition

With efficient working and safer operation, and a design that allows easy disassembly and transport, these attachments speed up all aspects of demolition work, for improved productivity and efficiency.



Ultra Long Attachment Specifications

Base Machine		SK350DLC	SK400DLC		SK550DLC	
Attachment		6.1 m arm	6.1 m arm	8.7 m arm	6.1 m arm	8.7 m arm
		3.5 m insert	3.5 m insert	2.4 m insert	3.5 m insert	3.5 m insert
Max. Working Height (arm top)	mm	20,990	21,110	24,740	24,990	27,530
Max. Operation Working Range (arm top)	mm	12,500	12,500	13,000	15,090	15,500
Operating Weight (with top attachment)	kg	44,100	46,800	47,600	60,500	60,900
Max. Tool Weight	kg	2,600	3,000	2,600	3,000	2,600

Separate Boom Specifications



Base Machine		SK350DLC	SK400DLC	SK550DLC
Attachment		Large diameter jib cylinder	Large diameter jib cylinder	Large diameter jib cylinder
Max. Working Height (arm top)	mm	13,560	13,680	14,620
Max. Working Depth (arm top)	mm	6,320	6,210	6,290
Max. Operation Working Range (arm top)	mm	10,200	10,200	11,200
Operating Weight (with top attachment)	kg	44,400	47,100	62,400
Max. Tool Weight	kg	4,000	4,000	5,300

HYBRID

Power Meets Efficiency

In 2006, KOBELCO developed the world's first hybrid machine full hydraulic excavator in the history of hydraulic excavators. The SK210HLC-10, the latest model, is equipped with not only the hybrid technology developed and nurtured by KOBELCO but also a large-capacity lithium-ion battery for the first time in the industry. The technology of KOBELCO which knows hybrid machines well has enabled a compact but high-power assist, evolving its hybrid machines into "genuine hybrid machines" in terms of fuel efficiency and productivity. To the new stage. The hybrid machines of KOBELCO greatly exceed the hybrid standards that KOBELCO has established.



New Hybrid System

KOBELCO's original hybrid system has further evolved. The newly adopted swing electric motor provides operability unique to a hybrid machine. Furthermore, the large generator motor driven by the large-capacity lithium-ion battery constantly assists the engine, greatly reducing the engine load. The new hybrid system effectively supports fuel efficiency and power for swinging, digging, and traveling, thus realizing a workload which far exceeds that of conventional machines.



Model		SK210HLC
Bucket Capacity	m ³	0.8
Engine Power (ISO 14396)	kW/min ⁻¹	124/2,000
Operating Weight	kg	22,100
Bucket Digging Force	kN	143/157*
Arm Crowding Force	kN	102/112*
Overall Length	mm	9,600
Overall Width	mm	2,990
Overall Height	mm	3,060

*Power Boost engaged

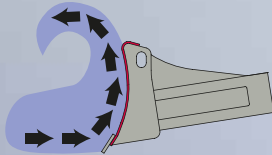
SR SERIES MINI

Compact Yet Tough Mini

Mini excavators are the machines of choice for small jobs where space is limited. In addition to minimized tail swing radius, their excellent toughness and maneuverability have greatly broadened their usefulness. Now with upgraded hydraulic technology, KOBELCO has packed even more digging power into the SR series minis, for unprecedented performance in all types of operation. Innovation never stops: the new dozer blade shape makes dozing much more efficient. But that's not all. Our engineers have kept the environment in mind, too, ensuring that SR machines clear all the latest emissions standards. KOBELCO minis deliver more performance packed into less space than ever before.

New Dozer-Blade Shape


KOBELCO's unique blade design solves this problem by forming the earth into an arc that always falls forward. Because this prevents earth from falling behind the blade, only "one pass" is needed. (Patent pending)



iNDr Cooling System:

SK28SR, SK30SR, SK35SR, SK45SRX, SK55SRX

The highly airtight engine compartment and the offset duct contribute to noise reduction. The iNDr filter fitted in front of the cooling system ensures easy cleaning. The iNDr system on the SR Series mini excavators features air intake at the front of the machine and air exhaust underneath. It functions in the same way as the iNDr System on the SR series machines.



SK10SR**SK17SR****SK25SR****SK28SR****SK30SR****SK35SR****SK45SRX****SK55SRX**

Model	SK10SR	SK17SR	SK25SR	SK28SR	SK30SR	SK35SR	SK45SRX	SK55SRX
Bucket Capacity	m ³ 0.022	0.044	0.08	0.08	0.09	0.11	0.14	0.16
Engine Power (ISO 14396)	kW/min ⁻¹ 6.1/2,000 ¹²	11.7/2,200	15.2/2,500 ¹²²	18.1/2,400 ²	18.1/2,400 ²	18.1/2,400 ²	29.1/2,400	29.6/2,400
Machine Mass	kg 1,065	1,665/1,555	2,670/2,565	2,950/2,800	3,380/3,220	3,770/3,630	4,540/4,430	5,020/4,900
Bucket Digging Force	kN 10.8	15.2	24.5	24.7	27.7	27.8	35.2	35.2
Arm Crowding Force	kN 6.2	8.7	14.7	16.6	19.1	22.4	20.9	24.6
Overall Length	mm 2,880	3,490/3,470	4,110	4,510	4,730	4,820	5,280	5,550
Overall Width	mm 750/980	1,090/1,320	1,500	1,550	1,550	1,700	1,960	1,960
Overall Height	mm 2,190	2,350	2,530	2,510	2,510	2,510	2,530	2,530

*1 Engine power for SK25SR: value of ISO 9249 **2 Complies with Stage V *Cab specs.

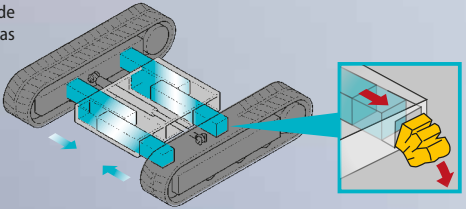
SK SERIES MINI

Full-sized Job With A Compact Machine

Mini Excavators are being used more frequently in confined spaces such as residential areas and buildings. But smallness alone isn't enough to satisfy users, who are also demanding greater stability and tip-top operating performance. The KOBELCO SK Series mini excavators answer this need with a high-output engine that provides plenty of power for tough, efficient operations. These machines also deliver excellent stability, and make the operator's life a whole lot easier with a well-designed, comfortable cab. In short, the SK Series mini excavators are ideal machines for those who want powerful, basic functions and durable reliability. When you need to do a full-sized job with a compact machine, SK Series mini excavators are your answer.

Self-cleaning/Retractable Crawler Frames: SK08, SK18, SK10SR and SK17SR

The hydraulic retractable side frames are strong and durable, as well as self-cleaning.



* SK10SR and SK17SR in SR Series MINI also feature these functions.

Comfortable Cab

The plenty legroom allows the operator to work comfortably for long hours. The control lever, wrist rests, travel lever and control panel are all positioned for maximum ease of use and operator comfort.



Photo: SK18



SK08



SK18



SK22



SK26

Model		SK08	SK18	SK22	SK26
Bucket Capacity	m ³	0.022	0.05	0.05	0.06
Engine Power (ISO 14396)	kW/min ⁻¹	7.7/2,400*1*2	9.9/2,100*2	13.8/2,200*2	18.1/2,400*2
Machine Mass	kg	1,035	1,900*/1,760	2,185*/2,045	2,600*/2,460
Bucket Digging Force	kN	10.0	15.2	18.6	24.5
Arm Crowding Force	kN	5.9	7.4	11.8	14.5
Overall Length	mm	2,625	3,775	4,090	4,470
Overall Width	mm	680/840	980/1,320	1,380	1,500
Overall Height	mm	2,200	2,280	2,360	2,435

*1 Engine power for SK08; value of ISO 9249 *2 Complies with Stage V * Cab specs.

Note: This catalogue may contain attachments and optional equipment that are not available in your area. And it may contain photographs of machines with specifications that differ from those of machines sold in your areas. Please consult your nearest KOBELCO distributor for those items you require. Due to our policy of continuous product improvements all designs and specifications are subject to change without advance notice.

Copyright by **KOBELCO CONSTRUCTION MACHINERY CO., LTD.** No part of this catalogue may be reproduced in any manner without notice.

Kobelco Construction Machinery Europe B.V.

Veluwezoom 15

1327 AE Almere

The Netherlands

www.kobelco-europe.com

Enquiries To: