

# VARIMASTER



DEUTZ-FAHR  
700 series






# DEUTZ-FAHR VARIABLE ROUND BALERS

TAKE HIGH DENSITY BALING TO  
A NEW LEVEL!



		
Model	Ø 80 - 160	Ø 80 - 185
VM 755	•	
VM 760	•	
VM 785		•
VM 790		•
VM 765	•	
VM 795		•
VM 765 BP	•	
VM 795 BP		•

DEUTZ-FAHR IS OFFERING A NEW GENERATION OF ROUND BALERS ENABLING YOU TO MEET THE NEW CHALLENGES OF TOMORROW. THE DEUTZ-FAHR ROUND BALERS ARE DESIGNED WITH YOUR MAIN BALING NEEDS IN MIND. THEY HAVE BEEN DEVELOPED TO HELP BOOST THE PROFITABILITY OF

**INNOVATION THROUGH PROXIMITY**

The driving force behind DEUTZ-FAHR is to supply the best quality in all aspects of baling. Employees here often come from farming backgrounds, creating a great sense of personal involvement and a drawing on a wealth of knowledge and skill.

**THE BALER SPECIALIST**

Many years of experience has given us valuable know-how and expertise in producing baling equipment. Our aim is to create simple, but efficient technology to improve the quality of work for our customers.



VARIMASTER 755 - 785



VARIMASTER 760 - 790



VARIMASTER 765 - 795



VARIMASTER 765 - 795 BALEPACK

## INTRODUCING THE VARIMASTER 700 RANGE

The DEUTZ-FAHR variable chamber round balers take high density baling to the next level. The VM 700 series offers a wide range of variable chamber round balers to match your individual preferences. They have been developed with the latest product innovations to ensure farmers and contractors worldwide get the maximum benefit.

The VM 755-785 are designed for the baling of dry materials such as hay and straw.

The VM 760-790 premium all-round balers, are standard ISOBUS balers that are designed for baling a wide range of forage materials, including silage.

For more extreme conditions we offer the VM 765 and 795 series. These balers are designed to work in the heaviest conditions across the world and are also available as baler-wrapper combinations; the VM 765 and 795.



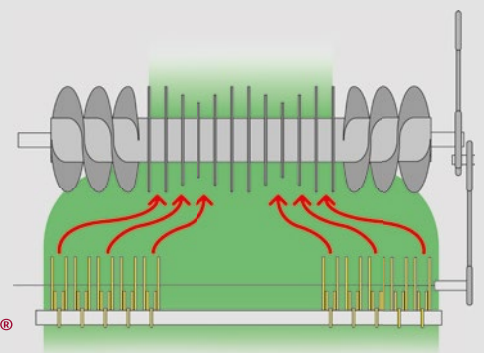
# CROP INTAKE CROP FLOW CONTROL

DEUTZ-FAHR VM 700 balers guarantee optimal crop intake. The wide cam-track pick-up unit provides maximum ground following when combined with its pendulum capabilities enabling it to work in the toughest conditions.

## INTEGRAL ROTOR

Across the whole VM 700 range is our patented INTEGRAL ROTOR Technology. This simple, maintenance free, intake system guarantees an enormous throughput capacity at all times. The short distance between rotor and pick-up tines maintains consistent crop flow. The design of this force-fed intake makes higher forward speeds possible for increased productivity and reduced crop damage.

The INTEGRAL ROTOR units consist of tines made out of HARDOX® wear plates\*. HARDOX® combines extreme hardness and toughness to reduce rotor tine wear. Longer wearing life of the rotor tines will help to provide time and money savings for the operator.



**HARDOX®**  
WEAR PLATE

\*Except for VM 755 and VM 785



# NON CUTTING VERSIONS

When cutting the crop is not required, the OPTIFLOW and OPTIFEED intake systems ensure a controlled and consistent crop flow to the bale chamber.

## OPTIFLOW – OPEN THROAT

The OPTIFLOW open throat intake has an unrestricted intake unit. In heavier conditions, like big wide straw or silage swaths, the top roller acts like a pre-compactor and is powered by the primary driveline of the baler. There are no fingers or rotor tines which can hinder the flow and therefore limit the intake capacity. This generates huge input potential and can prevent blockages.



## OPTIFEED ROTOR

The OPTIFEED rotor design, with single feeding tines and integrated augers helps even out the swath by spreading the crop evenly for consistent bales every time.



# CUTTING VERSIONS

The DEUTZ-FAHR OC cutting systems, with elliptical shaped rotor tines, are acknowledged by users as one of the best cutting systems on the market. The silage is guided and drawn down to the knives from an early stage which improves flow and cutting performance and also prevents unnecessary blockages.

## OPTICUT 14

The 14-knife OPTICUT system is designed to even out the swath and force-feed the crop into the baler. The 14-knife OPTICUT cutting system provides a theoretical cutting length of 70 mm and each single knife is spring protected against damage from foreign objects. GROUP SELECTION offers a choice of 0, 4, 7, 7, or 14 knives in operation.

## OPTICUT 23

The 23-knife OPTICUT system has the benefits of intensive cutting and mechanical protection. This cutting system provides a theoretical cutting length of 45 mm and each single knife is spring protected. The 23-knife OPTICUT Group selection offers a choice of 0, 7, 11, 12, or 23 knives in operation.

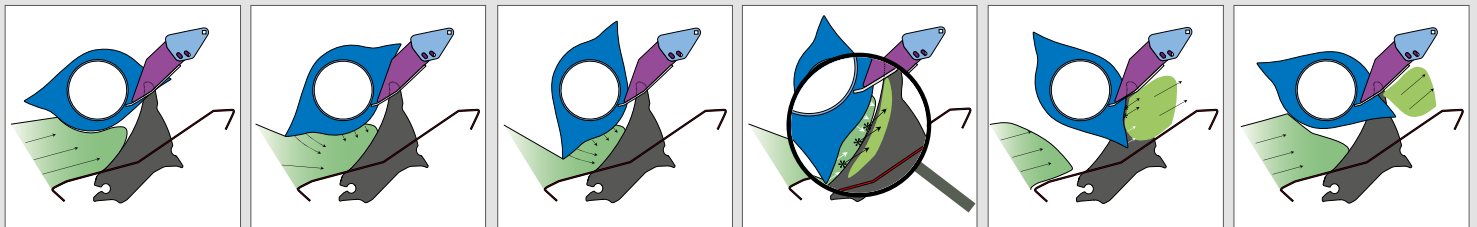
The VM 765-795 & BalePack models also have mechanical GROUP SELECTION for easy knife changing and improved driver comfort.



INTEGRAL ROTOR TYPE	VM 755	VM 785	VM 760	VM 790	VM 765	VM 795	VM 765 BP	VM 795 BP
OPTIFLOW - WITHOUT CUTTING DEVICE			•					
OPTIFEED - WITHOUT CUTTING DEVICE	•		(Optional DropFloor)	•		(DropFloor)		
OPTICUT 14 - 70 MM CUTTING LENGTH	•		(DropFloor)	•		(DropFloor, Group Selection)		
OPTICUT 23 - 45 MM CUTTING LENGTH						(DropFloor, Group Selection)		



GROUP SELECTION



## DROPFLOOR

The floor and knives can be hydraulically lowered from the comfort of the tractor cab in the case of a rotor blockage. After the blockage is cleared, they can easily be brought back into the work position.

## ROTOR DISENGAGEMENT

You can manually disengage the rotor drive from the bale chamber drive when dropping the floor is not sufficient to remove the blockage. This will enable the operator to bind and eject the bale from the chamber before continuing.

Both the rotor disengagement and DROPFLOOR technology ensures a fast clearance of a blockage and enables you to quickly continue your baling operation quickly.





## THE IMPORTANCE OF BALE SHAPE

Consistent, perfectly shaped bales represent quality in every form. Firm, round bales indicate that the majority of air has been removed, improving feed quality preservation!

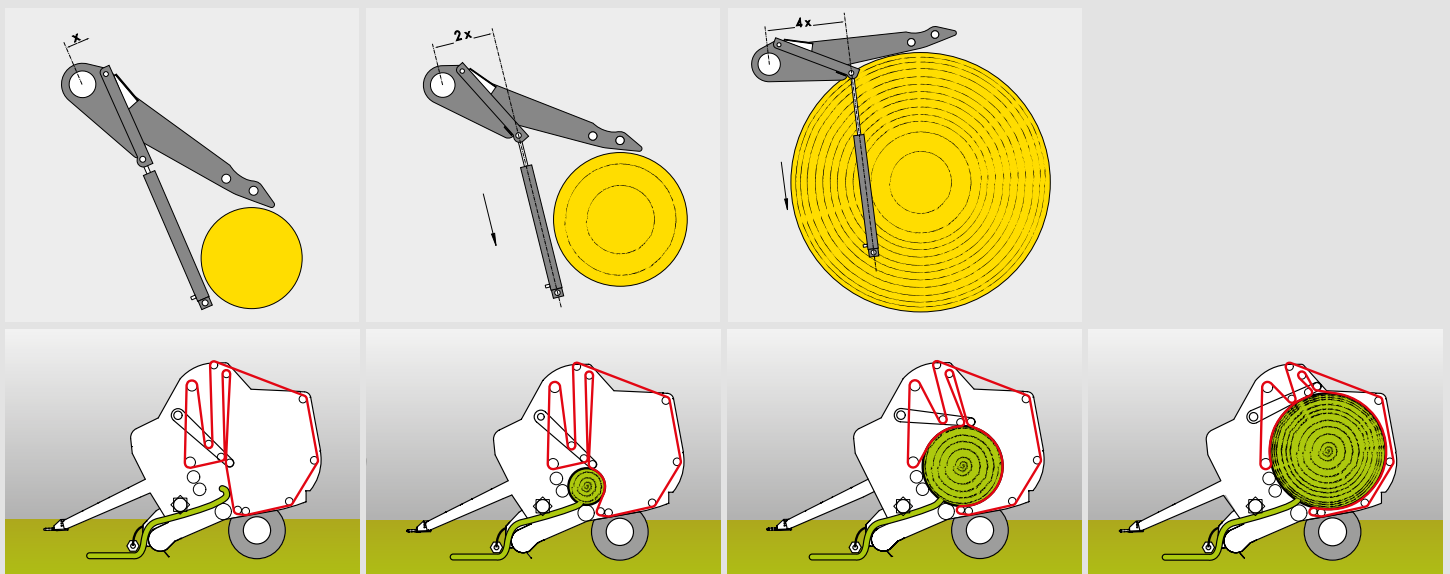
## PROGRESSIVE DENSITY –THE DEUTZ-FAHR SOLUTION

The PROGRESSIVE DENSITY system has proven its value on all DEUTZ-FAHR VM balers. The system increases tension as the bale grows providing a firm bale with a tough outer shell.

## HOW DOES IT WORK?

As the bale grows within the bale chamber, the belt tensioning arm is subjected to steadily increasing resistance from two hydraulic cylinders and a spring tensioner. As the diameter increases, the bale's density does too. The result is a very firm bale with a moderate core – not too soft, not too hard. With a tougher outer layer, straw bales will be more tolerant to bad weather conditions, while silage bales will maintain their shape for improved stacking and easier handling.

# CONSISTENT BALE SHAPE







## FAST, PERFECT BALE FORMATION

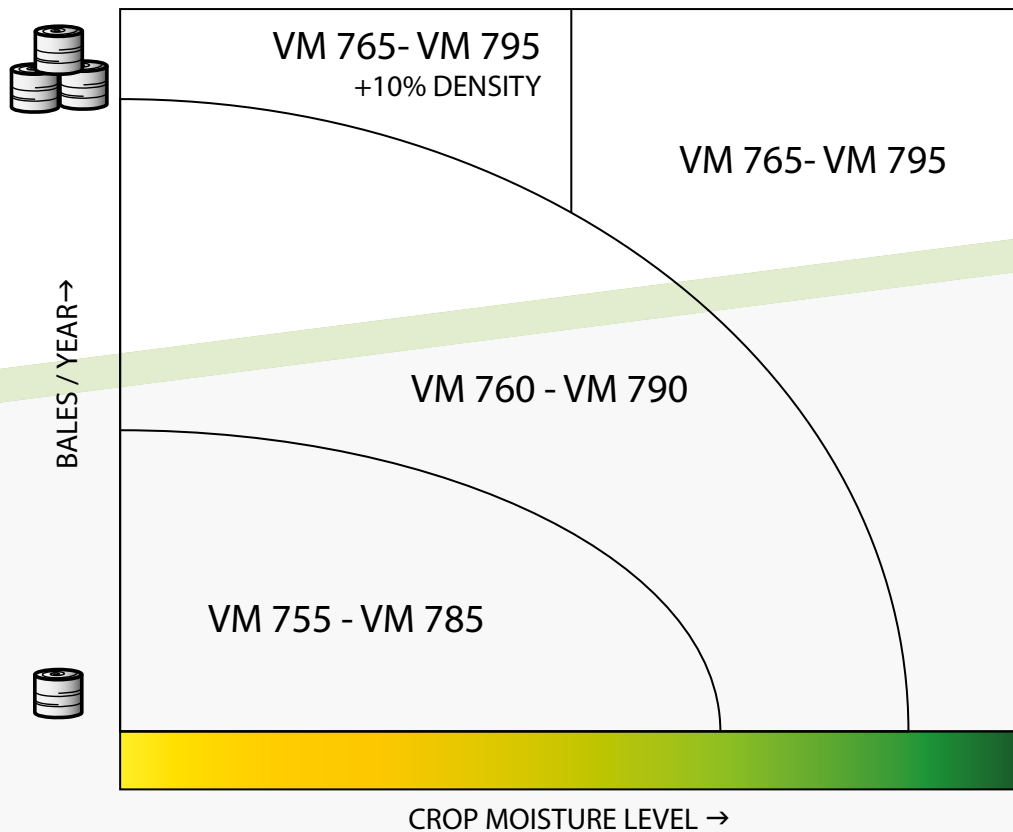
The 5 belt, 3 roller design of the VM 700 series bale chamber ensures fast, consistent bale formation whatever the intake system. The aggressive profile of the top chamber roller improves crop contact and reduces crop loss. The front segment of the baler is fitted with a large smooth roller and driven cleaning roller that prevents crop build up at the front of the machine.

The unique mix of the DEUTZ-FAHR PROGRESSIVE DENSITY system and smart bale chamber design guarantees perfect bale formation every time.



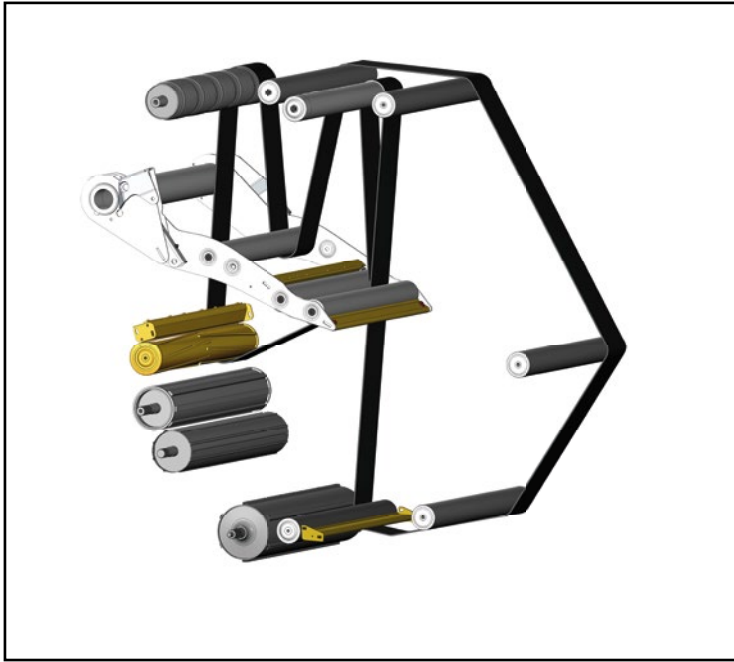


# CHOOSE YOUR BALER



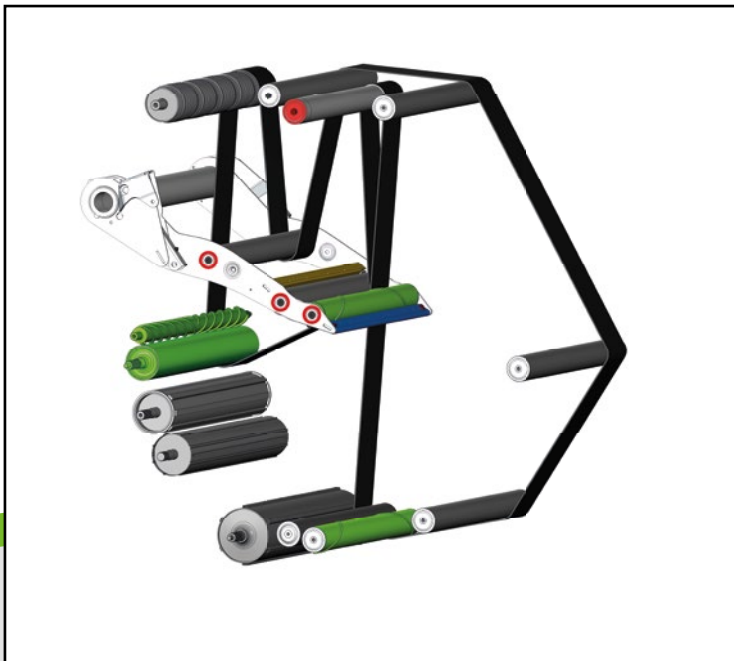
**NOTE**

This is for reference only, actual choice may vary because of personal preferences or local conditions. Please contact your DEUTZ-FAHR specialist for further information.



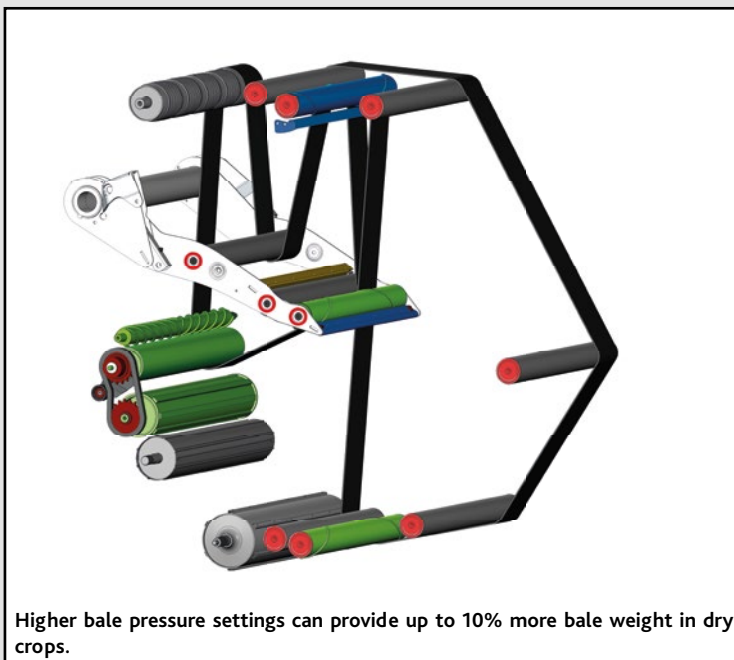
## VM 755 - VM 785

BALE FORMATION	5 BELTS + 3 ROLLERS
BELTS	LACED OR ENDLESS
MAXIMUM BALING PRESSURE	200 BAR
PRESSURE SETTING	PROPORTIONAL VALVE FOR IN-CAB PRESSURE AND SOFT CORE SETTING



## VM 760 - VM 790

BALE FORMATION	5 BELTS + 3 ROLLERS
BELTS	ENDLESS
MAXIMUM BALING PRESSURE	200 BAR
PRESSURE SETTING	PROPORTIONAL VALVE FOR IN-CAB PRESSURE AND SOFT CORE SETTING
BELT GUIDE ROLLERS	TENSION ARM & TOP CHAMBER ROLLERS HEAVY BEARINGS AND SEALS <span style="color: red;">●</span>
CHAIN OILER	MASTER LUBRICATION CHAIN OILER



## VM 765 (BP) - VM 795 (BP)

BALE FORMATION	5 BELTS + 3 ROLLERS
BELTS	ENDLESS + SECOND DRIVE ROLLER
MAXIMUM BALING PRESSURE	235 BAR INCLUDING + LOW DENSITY KIT
PRESSURE SETTING	PROPORTIONAL VALVE FOR IN-CAB PRESSURE AND SOFT CORE SETTING
BELT GUIDE ROLLERS	ALL BELT GUIDE ROLLERS HAVE HEAVY BEARINGS AND SEALS <span style="color: red;">●</span>
CHAIN OILER	BEKA MAX CONTINUOUS CHAIN OILER

Higher bale pressure settings can provide up to 10% more bale weight in dry crops.



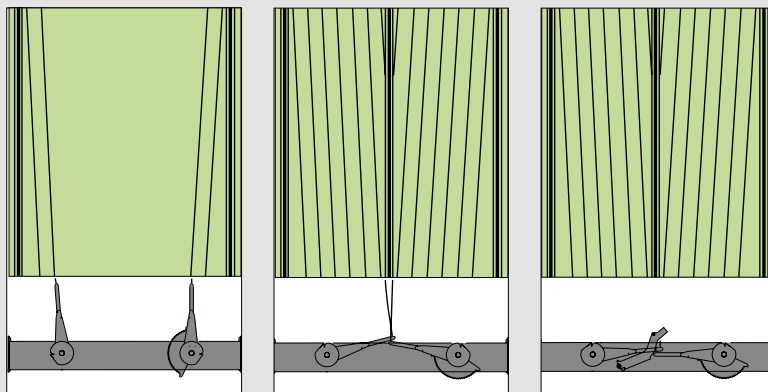
# FIRM BALE SHAPE

One of the final steps in creating the perfect bale is the binding. It is one of the most crucial steps! The less time required to bind the bale, the higher the baling operation output. DEUTZ-FAHR binding solutions guarantee reliable and secure net binding.

## EXCELLENT NET SPREADING

The net binder with active stretch technology ensures a firm bale shape with constant net tension throughout the entire binding cycle. The net is fed into the front of the bale chamber to ensure it is taken by the bale immediately. A second net roll storage enables the operator to carry a sufficient net supply for a longer working day. Changing of the net roll can be done easily whilst standing safely on the ground.

DEUTZ-FAHR's innovative design maintains constant net tension during the binding process. The net wrap system runs at 90% of the bale's rotational speed to be able to stretch the net without breaking it. After leaving the bale chamber the bale will not expand and therefore it will hold its density. The net binding system spreads the net to the corners of the bale to prevent air pockets once the bale is wrapped, which will help to preserve the forage quality for longer.



TWIN TUBES FEED TWINE  
SIMULTANEOUSLY

CENTER TWINES  
OVERLAPPED

NO LOOSE ENDS AT EDGE  
OF BALE

## TWINE BINDING

When using the double twine binding system, the binding cycle time is reduced to a minimum. In the twine binding cycle both of the twines start at the bale edge and overlap before moving to the centre of the bale. In the centre of the bale they overlap again, this ensures the twines are fixed and that there are no loose ends.

When required, the VM and VMP also can be equipped with a combination of twine and net binding.

# INTUITIVE USER INTERFACES



The key to achieving the productivity you expect from your DEUTZ-FAHR machine, is the user interface. We listened carefully to the users of our machines to develop our new user interfaces and terminals. The objective is to have a clear view of what your machine is doing at anytime, and to have all important settings at your fingertips. This ensures that you have full control of your machine.

ELECTRONICS	VM 755 - 785	VM 760 - 790	VM 765 - 795	BALEPACK
VT 30 - NON ISOBUS COMPATIBLE	•			
CCI 50 - ISOBUS COMPATIBLE		•	•	•
CCI 1200 - ISOBUS COMPATIBLE		•	•	•



## VT 30

The VT 30 terminal controls the baling and binding process all from the tractor cab. The 3.5" inch colour screen provides the same user interface as the other DEUTZ-FAHR balers, making it an easy to understand control box for all drivers. The VT 30 is equipped with both touchscreen and soft keys for intuitive control under all circumstances. It is connected to the tractor using a 3-pin connector.



## CCI 50

The Premium VM models are fully ISOBUS compatible. This means the intuitive user interface can be displayed on all VT terminals. The CCI 50 is a full ISOBUS terminal with a 5.6" inch colour screen. It can be controlled using the touch screen and/or the soft keys. A selection of CCI Apps can be used on the CCI 50 to utilise your terminal all year round.



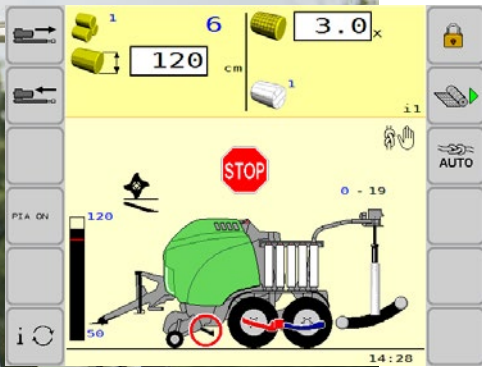
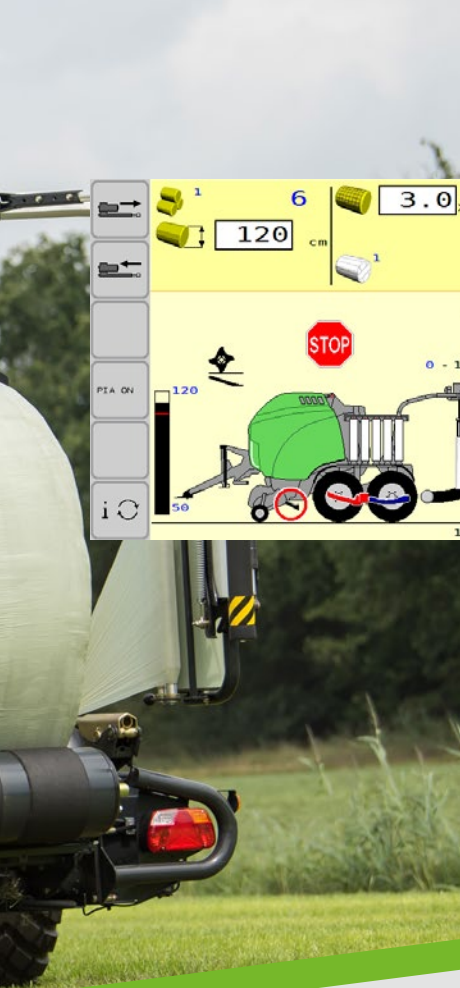
## CCI 1200

The CCI 1200 is our state of the art ISOBUS terminal. The 8.3" colour touchscreen has a programmable view. For example, you can see both the camera and the machine user interface on the same screen. It offers wide compatibility with CCI Apps and can be your portal to precision farming. The CCI 1200 comes in a storage box for it to be stowed away securely when not in use.



# TWO TECHNOLOGIES COMBINED

Two technologies from DEUTZ-FAHR combined in one machine, the DEUTZ-FAHR VARIMASTER BalePack. This high capacity easy-to-use machine is capable of working on even the steepest slopes, in all crop conditions.



## FULLY AUTOMATIC ROTOR DEBLOCK SYSTEM

The balers overload protection clutch activates whenever the balers intake gets obstructed by the amount of crop to be fed in. The DROPFLOOR automatically\* lowers and the knives are retracted. The operator can monitor the ongoing process via the terminal. After the PTO is re-engaged, the rotor restarts and the crop is guided unobstructed into the bale chamber, the DROPFLOOR and knives automatically return into position.

## FULLY AUTOMATIC KNIFE CLEANING

The OPTICUT knives are automatically cleaned after the predefined number of bales has been reached in the program. This will keep the knife slots clean for easier removal of the knives at the end of the working day.

\*Depending on driving mode

## RAPID AND SECURE BALE TRANSFER

To minimise idle time and maximise output, a rapid bale transfer is required. The side guide protection plates on the DEUTZ-FAHR VM BalePack ensure a rapid and secure bale transfer even when working in steep or sloping fields. The 4-belt wrapping table with 2 large rollers and 4 side cones provide maximum bale traction, bale rotation and proper film overlap, regardless of the bale shape.

**Twin loading fork system offers faster BALE TRANSFER BY UP TO 40%.**

1. The first loading fork (in red) collects the bale as it leaves the bale chamber. The wrapping table is tilted forward; ready to receive the bale. Advantage: There is no possibility for the bale to roll off the rear of the wrapping table when facing up a steep slope.
2. The second loading fork (in blue) transfers the bale onto the wrapping table. The tailgate shuts automatically, with the second loading fork still in a raised position. Advantage: This saves time and also prevents any chance of the bale rolling forward into the tailgate when facing downhill.
3. The wrapping table returns to its horizontal position and the second loading fork is lowered. The bale lies on the wrapping table supported by four wide belts and four lateral guide rollers. Advantage: Regardless of the bale shape, the table offers good support and allows perfect wrapping.
4. The INTELLIWRAP wrapping system with closely mounted pre-stretchers rapidly wraps the bale, either in conventional or (optional) 3D mode. Advantage: Vertically mounted pre-stretch units ensure no grass gets caught between the layers of film during the wrapping process. This results in effective sealing between film layers for the highest possible silage quality preservation.
5. The low mounted table allows the wrapped bale to be gently ejected while driving, either manually or automatically. Advantage: When working on sloping ground, the wrapped bale can be ejected while the net or twine is being applied on the following bale, saving time and increasing output potential.







# FULL WRAPPING FLEXIBILITY

Get full wrapping flexibility with INTELLIWRAP. Continuous control the film overlap and required amount of wrapping layers (4, 5, 6, 7, 8, 9...) to match your local circumstances, crop conditions, and storage periods. An excellent distribution of the film around the bale and precise overlap of the film provides maximum efficiency and prolonged silage quality preservation.

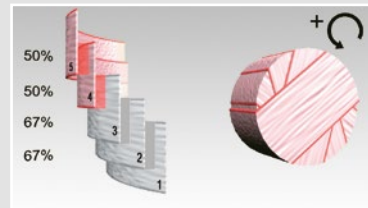
## 5 LAYER FILM SELECTION



The bale is covered with 3 layers at 67% overlap.



The bale rotation speed is increased.



Final 2 layers at 50% overlap.





## DISCOVER THE ADVANTAGES OF BOTH INTELLIWRAP AND 3D WRAPPING IN ONE MACHINE

DEUTZ-FAHR'S 3D wrapping distributes the total film quantity more uniformly and efficiently across the entire surface of the bale. 3D wrapping will first apply the film where it is most needed, the corners of the bale. After finishing the complete 3D wrapping cycle, approximately 80% of the bale is already covered in film. Then the conventional wrapping will make sure that 100% of the bale is covered with stretch film. The film has a perfect oxygen barrier because all layers are glued together with tack. The cylindrical wrap ensures that the bale retains its shape, even after long storage periods.

Use of both INTELLIWRAP and 3D wrapping provides well-shaped, tightly sealed bales and will maintain silage quality over longer storage periods.



3D wrapping starts by covering the corners of the bale.



Further wrapping of the cylindrical surface of the bale until approximately 80% is covered.



Switches to conventional wrapping for 100% film coverage.

# OVERVIEW VM 755 - VM 785

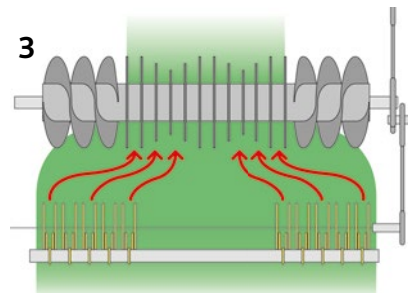
## MACHINE HIGHLIGHTS



Robust driveline with high quality IWIS chains




Pendulum pick-up



INTEGRAL ROTOR Technology





Mechanical rotor disengagement



Proportional valve for in-cab density control



VT 30 control box




## OPTIONS



Diverse tyre options




Balekicker




Chain lubrication

# OVERVIEW VM 760 - VM 790

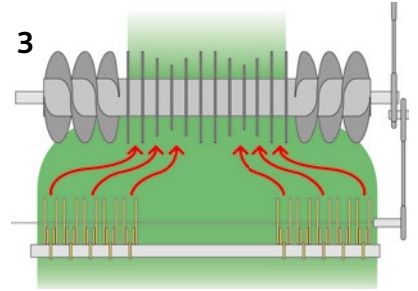
## MACHINE HIGHLIGHTS



Robust driveline with high quality IWIS chains




Pendulum pick-up



INTEGRAL ROTOR Technology



CCI 50 / CCI 1200 Control box



Mechanical rotor disengagement



Heavy duty cross joints in the drive axles



Proportional valve for in-cab density control




## OPTIONS



Diverse tyre options




Balekicker




Second belt driven roller

# OVERVIEW VM 765 - VM 795

## MACHINE HIGHLIGHTS



1 Second belt driven roller guarantees a secure belt drive in all crop conditions



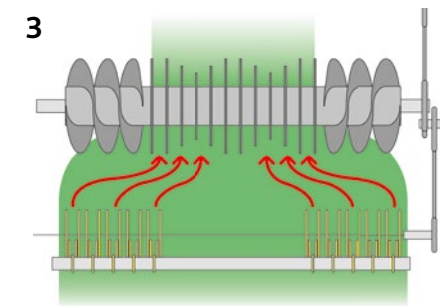
4 Separate knife / DROPFLOOR controlled from the tractor cab



5 Sturdy and wide oil brushes on the chains ensure perfect lubrication



2 Pendulum pick-up



3 INTEGRAL ROTOR Technology



CCI 50 / CCI 1200 Control box





6

Heavy duty cross joints in the drive axles



7

Proportional valve for in-cab density control



8

Robust driveline with high quality IWIS chains + 1 1/4" 20BH primary driveline with chrome hardened pins



9

Beka Max continuous chain oiling system



10

Large crop roller (Ø 217 mm)



# OPTIONS




Diverse tyre options



Balekicker

# OVERVIEW VM BALEPACK

## MACHINE HIGHLIGHTS



1

Second belt driven roller guarantees a secure belt drive in all crop conditions



4

Separate knife / DROPFLOOR controlled from the tractor cab



5

Sturdy and wide oil brushes on the chains ensure perfect lubrication

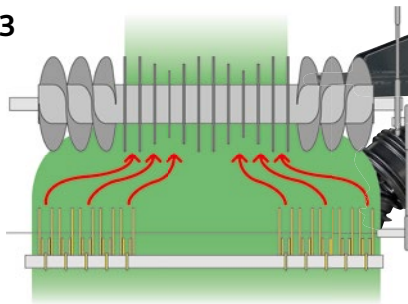


2



Pendulum pick-up

3



INTEGRAL ROTOR Technology



3D wrapping



Diverse tyre options



Balekicker






6

Heavy duty cross joints in the drive axles



7

Proportional valve for in-cab density control



8

Robust driveline with high quality IWIS chains + 1 1/4" 20BH primary driveline with chrome hardened pins



10

11



Fully automatic rotor DEBLOCK



9

Beka Max continuous chain oiling system



10

Large crop roller (Ø 217 mm)

# OPTIONS



CCI 50 / CCI 1200 Control box





## SPECIFICATIONS

	VM 755 - 785			VM 760 - 790			VM 765 - 795			VM 765 - 795 BP	
	OPTIFLOW	OPTIFEED	OPTICUT 14	OPTIFLOW	OPTIFEED	OPTICUT 14	OPTIFEED	OPTICUT 14	OPTICUT 23	OPTICUT 14	OPTICUT 23
<b>BALE DIMENSIONS</b>											
Diameter - cm	80 - 160 / 185			80 - 160 / 185			80 - 160 / 185			80 - 160 / 185	
Width - cm	120			120			120			120	
<b>PICK-UP</b>											
Pick-up width - cm	210	230		210	230		230			230	
Number of tine rows	4 rows			4 rows	5 rows		5 rows			5 rows	
Tine spacing - mm	61			61			61			61	
Short crop pick-up roller	Standard			Standard			Standard (Ø 217 mm)			Standard (Ø 217 mm)	
Pneumatic gauge wheels	•			•			•			•	
Pivoting guide wheels	°			°			°			°	
<b>BALE CHAMBER</b>											
Bale formation	5 belts + 3 rollers			5 belts + 3 rollers			5 belts + 3 rollers			5 belts + 3 rollers	
Belt width - mm	215			215			215			215	
Belts	Laced or Endless			Endless			Endless belts and second drive roller standard			Endless belts and second drive roller standard	
<b>INTAKE</b>											
Intake unit	Open Throat	Rotor	Cutting Rotor with double tines	Open Throat	Rotor	Cutting Rotor with double tines	Rotor	Cutting Rotor with double tines		Cutting Rotor with double tines	
Rotor tines made out of HARDOX wear plates	-	-	-	-	•	•	•	•		•	
Theoretical cutting length - mm	-	-	70	-	-	70	-	70	45	70	45
Knife protection	-	-	Individual spring	-	-	Individual spring	-	Individual spring	Individual spring	Individual spring	
GROUP SELECTION	-	-	-	-	-	-	-	•	•	•	•
Rotor disengagement	-	Manual		-	Manual		-	Manual		Manual	
DROPFLOOR	-	-	-	-	°	•	•	•	•	•	•
Automatic rotor DEBLOCK system	-	-	-	-	-	-	-	-	-	•	•
Automatic knife cleaning	-	-	-	-	-	-	-	-	-	•	•
Binding	Twine, Net, Twine & Net			Net, Twine & Net			Net, Twine & Net			Net, Twine & Net	
Double twine wrap/capacity	• / 8			-			-			-	
Net binding/capacity	° /1+2			• /1+2			• /1+2			• /1+2	
Net and twine/capacity	° /1+1/8			° /1+1/8			° /1+1/8			° /1+1/8	
<b>OPERATION</b>											
Control system	VT 30			ISOBUS			ISOBUS			ISOBUS	
Bale pressure setting	Terminal			Terminal			Terminal			Terminal	
Independent knife/DROPFLOOR selection	-	-	Manual (on baler valve)	-	-	Manual (on baler valve)	-	Terminal		Terminal	
<b>WRAPPING UNIT</b>											
3D wrapping	-			-			-			°	
Film end/break sensor	-			-			-			•	
Tyres											
11.5/80-15.3	•										
15.0/55-17	°			•							
19.0/45-17	°			°							
500/45-22.5				°			•			• (tandem axle)	
500/45R22.5 FL639M										° (tandem axle)	
Hydraulic/pneumatic brakes	°/°			°/°			°/°			•/°	
<b>MACHINE DIMENSIONS</b>											
Length - cm	402			402			402			650	
Width - cm	246			246			246			298	
Height - cm	267 / 287			267 / 287			267 / 287			267 / 287	
Weight - kg	≥ 2.500	≥ 2.900	≥ 3.050	≥ 2.540	≥ 3.040	≥ 3.240	≥ 3.220	≥ 3.420	≥ 3.470	≥ 5.650	
Minimum tractor requirement*	45 kW (62 hp)	50 kW (67 hp)	60 kW (80 hp)	45 kW (62 hp)	50 kW (67 hp)	60 kW (80 hp)	45 kW (62 hp)	50 kW (67 hp)	60 kW (80 hp)	68 kW (90 hp)	

• standard ° option - = not available

\* = Horsepower requirement may vary with different crops, conditions, and options used. Consult operators manual for proper tractor sizing.


Dealer



Printed in the Netherlands - Order no.: ZPDC08GB A 10-15

The use of original lubricants and coolants is recommended.



DEUTZ-FAHR is a brand of  SDF  
deutz-fahr.com

